



District Report Card: 2017


State: Telangana	District: Jangaon
Class: 3	Subject: EVS
Schools: 58	Students: 787


Participation/Coverage


Students

GENDER 	Boys		Girls	
	Number	%	Number	%
	302	38.37	485	61.63

AREA 	Rural		Urban	
	Number	%	Number	%
	752	95.55	35	4.45

CATEGORY 	SC		ST		OBC		GEN	
	Number	%	Number	%	Number	%	Number	%
	286	36.34	78	9.91	409	51.97	14	1.78

CWSN 	LD	VI	HI	S&LD	ID	Oth
	2	1	0	6	1	1

Management 	Government		Government-aided	
	Number	%	Number	%
	763	96.95	24	3.05

Average Performance of Students in EVS (%)

Overall	Gender		Area		Management		Social Group			
	Male	Female	Rural	Urban	Govt.	Aided	SC	ST	OBC	GEN
72.60	70.97	73.62	72.02	85.14	72.43	78.06	71.70	74.62	73.06	66.67

Performance on Learning Outcomes (LOs)

Learning Outcomes	Description	Average Performance(%)
E302	Identifies simple features (e.g. movement, at places found/ kept, eating habits, sounds) of animals and birds in the immediate surroundings.	63.15
E303	Identifies relationships with and among family members	55.81
E304	Identifies objects, signs (vessels, stoves, transport, means of communication, transport, signboards etc.), places (types of houses/shelters, bus stand, petrol pump etc.) activities (works people do, cooking processes, etc.) at home/school/neighborhoods	73.97
E305	Describes need of food for people of different age groups, animals/birds, availability of food and water and use of water at home and surroundings	78.97
E307	Groups objects, birds, animals, features, activities according to differences/similarities using different senses. (e.g. appearance/place of living/ food/ movement/ likes-dislikes/ any other features)	74.98
E309	Identifies directions, location of objects/places in simple maps using signs/symbols/verbally	69.75
E310	Guesses properties, estimates quantities of materials/activities in daily life and verifies using symbols/non-standard units	75.98
E311	Records observations, experiences, information on objects/activities/places visited in different ways and predicts patterns etc.	69.25
E313	Observes rules in games (local, indoor, outdoor)	39.53
E314	Voices opinion on good/bad touch , stereotypes for tasks/play/food in family w.r.t gender, misuse/wastage of food and water in family and school.	81.96

Range of Performance of Students who Answered Correctly							
Below 30%		30% - 50%		50% - 75%		Above 75%	
Number	%	Number	%	Number	%	Number	%
41	5.21	89	11.31	243	30.88	414	52.60

Lowest Performing Learning Outcomes (LOs)

- 1 - Observes rules in games (local, indoor, outdoor) (39.53)
- 2 - Identifies relationships with and among family members (55.81)
- 3 - Identifies simple features (e.g. movement, at places found/ kept, eating habits, sounds) of animals and birds in the immediate surroundings. (63.15)
- 4 - Records observations, experiences, information on objects/activities/places visited in different ways and predicts patterns etc. (69.25)
- 5 - Identifies directions, location of objects/places in simple maps using signs/symbols/verbally (69.75)